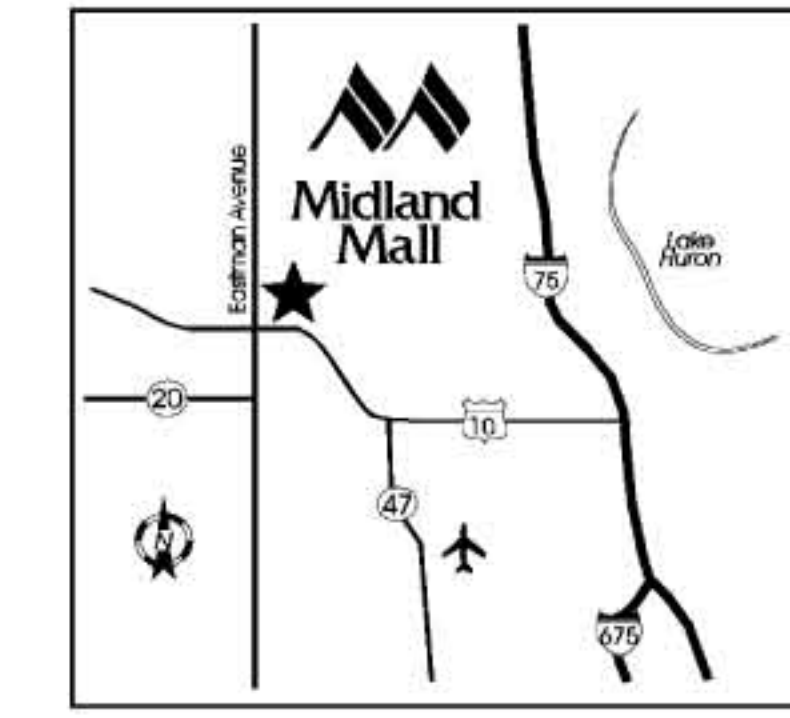


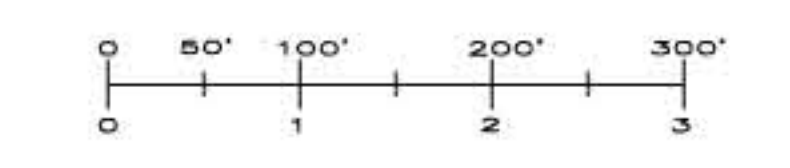
THIS PLAN SHALL NOT BE DEEMED TO BE A WARRANTY, REPRESENTATION OR AGREEMENT ON THE PART OF THE LANDLORD THAT THE SHOPPING CENTER WILL BE, OR WILL CONTINUE TO BE AS INDICATED HEREON WITHOUT CHANGE. LANDLORD MAY, FROM TIME TO TIME, INCREASE, REDUCE, OR CHANGE THE PARKING AREAS OR COMMON AREAS AS LANDLORD SHALL DEEM PROPER. LANDLORD RESERVES THE RIGHT TO CHANGE THE GENERAL LAYOUT, AND TO MAKE ALTERATIONS OR ADDITIONS TO, AND TO BUILD ADDITIONAL STORES ON THE BUILDING IN WHICH THE LEASED PREMISES ARE CONTAINED OR WHICH OTHERWISE COMPRISE THE SHOPPING CENTER AND TO MAKE ANY OTHER CHANGES AS MAY BE REQUIRED BY APPLICABLE CODE OR AUTHORITIES. THIS PLAN IS SUBJECT TO CHANGE, AND IS NOT A WARRANTY, REPRESENTATION, OR AGREEMENT THAT PROSPECTIVE TENANTS OR ANCHOR STORES SHOWN HEREON WILL BE TENANTS OR ANCHOR STORES AT THE LOCATIONS SHOWN OR AT ANY OTHER LOCATION IN THIS SHOPPING CENTER.

REVISION:

04/01/02	ADDED ANCHOR SF
10/01/02	UPDATED STATS PER I/P
04/01/2003	MODIFIED PARKING AND STATS PER WALL COUNTY
10/01/2003	MODIFIED BUILDING FOOTPRINT TO INCLUDE BARNES, MODIFIED STATS
04/01/2004	MODIFIED STATS
10/01/2004	MODIFIED STATS
04/01/2005	MODIFIED STATS
10/01/2005	BUFFALO WILD WINGS (EXPANDED CH-CH'S)
10/01/2006	MODIFIED STATS
04/01/2007	MODIFIED STATS
10/01/2007	MODIFIED STATS
10/01/2008	REVISED STATS & FB
04/01/2009	REVISED S & B DIA. PLAN & F. ADDING SEARS TO THIS MODIFIED STATS



SITE LOCATION MAP

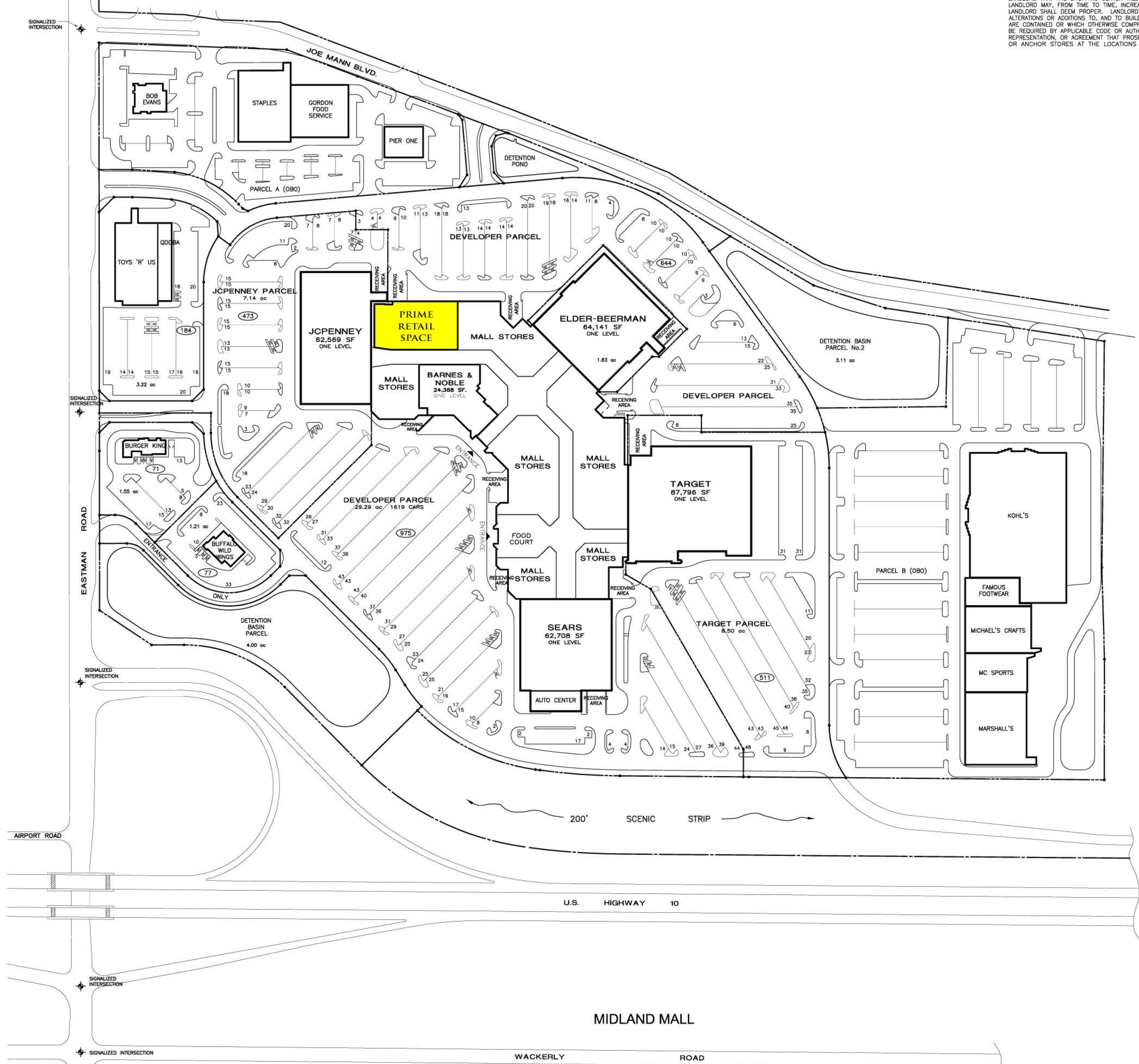


LEGEND

- ▲ ENTRANCE LOCATION
- HC HANDICAP PARKING

SITE STATISTICS - MIDLAND MALL

MALL DEVELOPMENT		
ANCHOR	SQ FT	PARKING
TARGET	87,796 SF	511
ELDER-BEERMAN	64,141 SF	DEV
SEARS	62,708 SF	DEV
JCPENNEY	62,569 SF	473
BUILDING F	29,317 SF	DEV
BARNES & NOBLE	24,368 SF	DEV
MALL STORES GLA	140,360 SF	1619
TOTAL MALL DEVELOPMENT	468,259 SF	2603
PERIPHERAL PROPERTY		
TOYS 'R' US	30,872 SF	184
CHI-CHI'S	5,129 SF	77
BURGER KING	4,059 SF	71
TOTAL PERIPHERAL PROPERTY	40,060 SF	
TOTAL SQ FOOTAGE	508,319 SF	
PERIPHERAL PROPERTY - OWNED BY OTHERS		
PARCEL A	N/A	N/A
PARCEL B	N/A	N/A



CBL
CBL & ASSOCIATES PROPERTIES, INC.
 1422855-0001 | 423.940.8665 | cblproperties.com | NYSE: CBL

SITE PLAN

MIDLAND MALL
 6800 EASTMAN AVE., STE. 6800 MIDLAND, MI 48642
 Phone: (989) 832-9060

SCALE: 1"=100'	DWG NUMBER:
REVISED BY: DDL	IN-HOUSE DATE: 04/20/09
CAD FILENAME: MMSITE	

SP 1

THIS PLAN SHALL NOT BE DEEMED TO BE A WARRANTY, REPRESENTATION OR AGREEMENT ON THE PART OF THE LANDLORD THAT THE SHOPPING CENTER WILL BE, OR WILL CONTINUE TO BE AS INDICATED HEREON WITHOUT CHANGE. LANDLORD MAY, FROM TIME TO TIME, INCREASE, REDUCE, AND/OR CHANGE THE PARKING AREAS OR COMMON AREAS AS LANDLORD SHALL DEEM PROPER. LANDLORD RESERVES THE RIGHT TO CHANGE THE GENERAL LAYOUT, AND TO MAKE ALTERATIONS AND ADDITIONS TO, AND TO BUILD ADDITIONAL STORES ON THE BUILDING IN WHICH THE PREMISES ARE CONTAINED OR WHICH OTHERWISE COMPRISE THE SHOPPING CENTER AND TO MAKE ANY OTHER CHANGES AS MAY BE REQUIRED BY APPLICABLE CODE OR AUTHORITIES. THIS PLAN IS SUBJECT TO CHANGE, AND IS NOT A WARRANTY, REPRESENTATION OR AGREEMENT THAT PROSPECTIVE TENANTS OR ANCHOR STORES SHOWN HEREON WILL BE TENANTS OR ANCHOR STORES AT THE LOCATIONS SHOWN OR AT ANY OTHER LOCATION IN THIS SHOPPING CENTER.